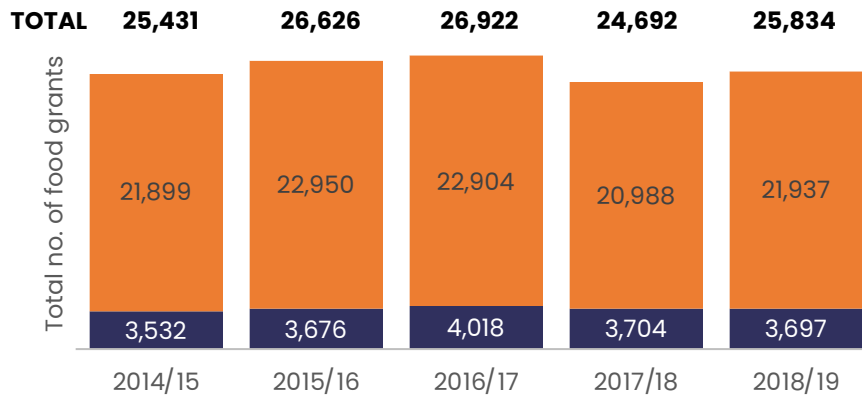


Waste Not, Want Not: Food Insecurity in Wairarapa

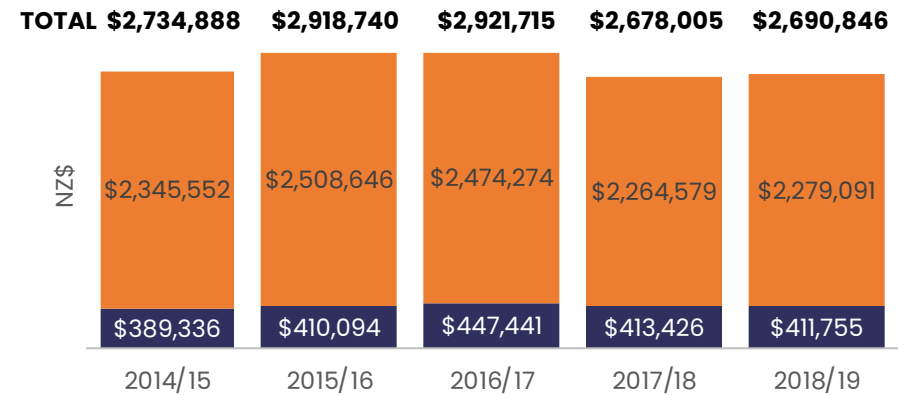
Oct 2019 update

The Ministry of Social Development (MSD) issue Special Needs Grants, including food grants, for clients in need

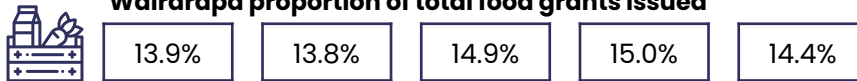
Total number of food grants issued for Wairarapa & Greater Wellington (2014-2019)



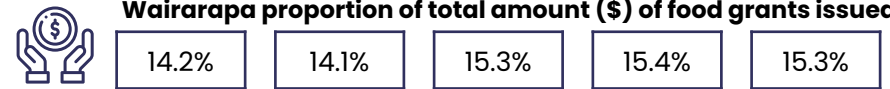
Total amount (\$) of food grants issued for Wairarapa & Greater Wellington (2014-2019)



Wairarapa proportion of total food grants issued



Wairarapa proportion of total amount (\$) of food grants issued



■ Wairarapa ■ Remainder of Greater Wellington region

What does this mean?

- Food grants issued for Wairarapa peaked in 2016/17 and have declined gradually over 2017/18 and 2018/19.
- The number and amount of food grants issued for Wairarapa generally follows that of the Greater Wellington region, but with a 1-year time lag. For example, food grants peaked in Greater Wellington in 2015/16; and in Wairarapa in 2016/17. There is potential to use this trend to forecast high-level local food need.
- Although reasons for the decrease in food grants since 2016/17 is unknown, the ongoing work of organisations such as Foodbanks, Waiwaste, Kaibosh and others may be reducing food need locally and regionally.



Notes

- Information was sourced from MSD under the Official information Act (06/08/2019).
- Figures represent a count of food grants, not a count of clients. A client may have multiple grants in a period and be counted more than once.
- MSD grants are only one indicator of food need. The information presented here therefore does not provide a full picture of food insecurity. Clients may, for example, experience food need but not seek a food grant or receive assistance through other agencies.